

Waiting for the Nickel Bounce



Australian Nickel Conference

17 October 2017

Ian Mulholland - Managing Director



Who is Rox?



- An **awarded** Australian exploration company
- Strong **Financial** Position: Cash of ~\$13 million & receivables of ~\$4 million, no debt
- JORC Mineral Resources of **Nickel** and **Gold**
- All projects in Australia
- Committed management with “skin in the game”



Key Points

- JORC Mineral Resources of **64,100t NiEq¹**
- Rox's two nickel projects are only 70km apart – synergies for development
- Known gold mineralisation (and Resources) on tenements
- Plenty of cash (~\$13 million)
- Nickel price heading upwards
- Poised and waiting for the nickel price to recover

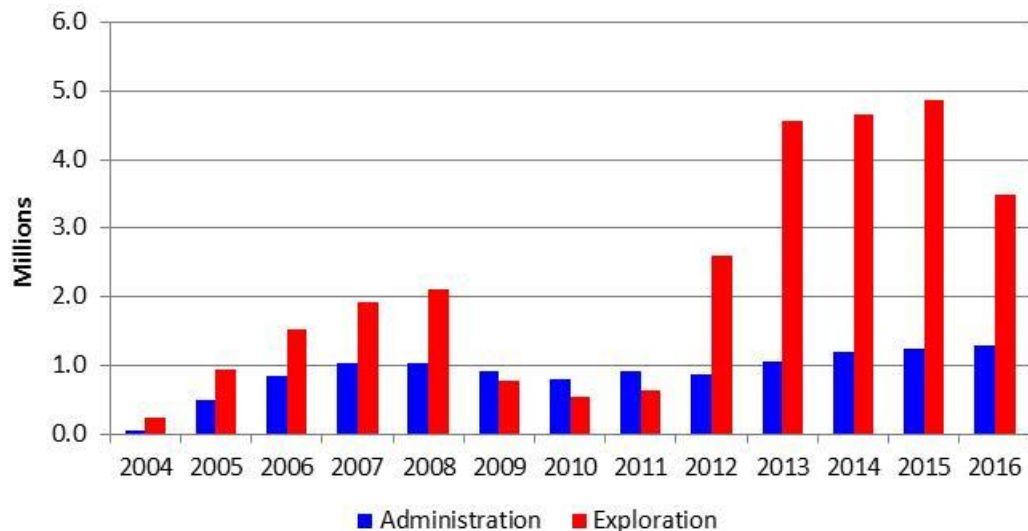


¹ See Appendix for Mineral Resource details

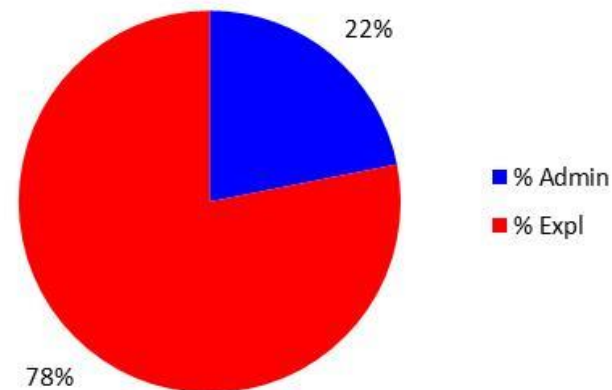
Money in the Ground

- ~70% of funds into exploration since inception
- ~80% of funds into exploration over the last 5 years (~\$20 million)

Rox Expenditure by Year



Total Rox Expenditure Last 5 Years



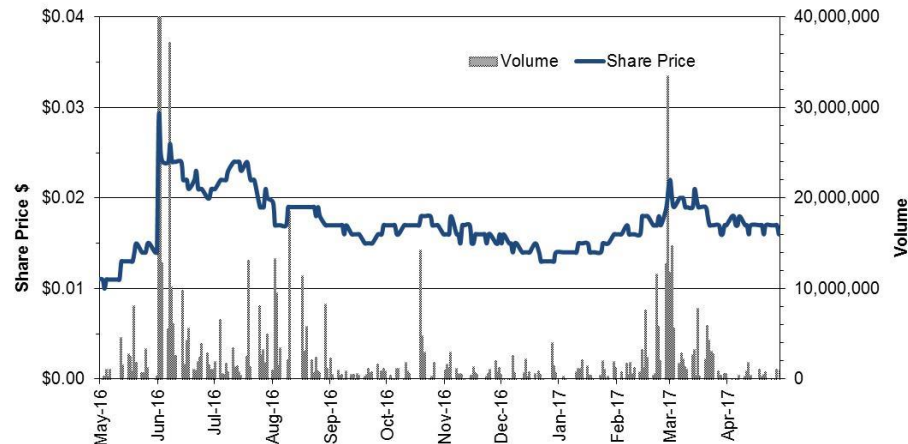
Corporate Information



Key Information

ASX Code:	RXL
Share Price:	A\$0.014
Shares:	1,244M
Unlisted Options:	83.8M
Market Cap:	\$17.4M
Cash (at 30 Sept 2017):	\$12.9M
EV:	\$4.5M
Top 20:	26%

Rox Share Price, Last 12 Months



ASX/MEDIA RELEASE
19 October 2016

**ROX REWARDED WITH UP TO \$20.6 MILLION FOR
SALE OF ZINC PROJECT**

Rox Growth Projects

Fisher East Nickel Sulphide Project

- Resource of 50,000t (110 Mlb) of contained nickel, **2.0 Mt @ 2.5% Ni¹**
- Potential to increase resources
- High quality targets
- Cobalt potential

Collurabbie Nickel-Gold Project

- Resource of **13,500t @ 2.3% NiEq¹** (1.6% Ni, 1.2% Cu, 0.082% Co, 1.5g/t Pd, 0.85g/t Pt)
- Under explored nickel-gold belt

Mt Fisher Gold JV

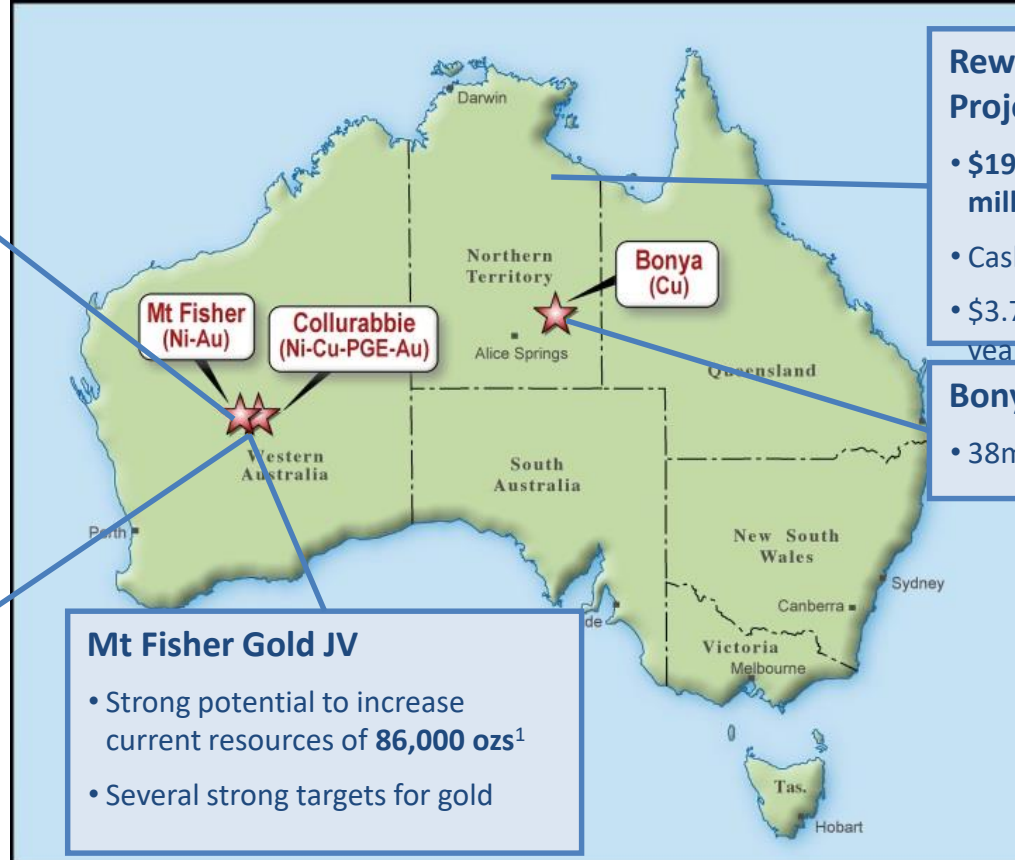
- Strong potential to increase current resources of **86,000 ozs¹**
- Several strong targets for gold

Reward Zinc-Lead Project Sale

- **\$19.73 million sale on \$2 million investment**
- Cash \$15.97 million paid
- **\$3.75 cash million in ~5 years**

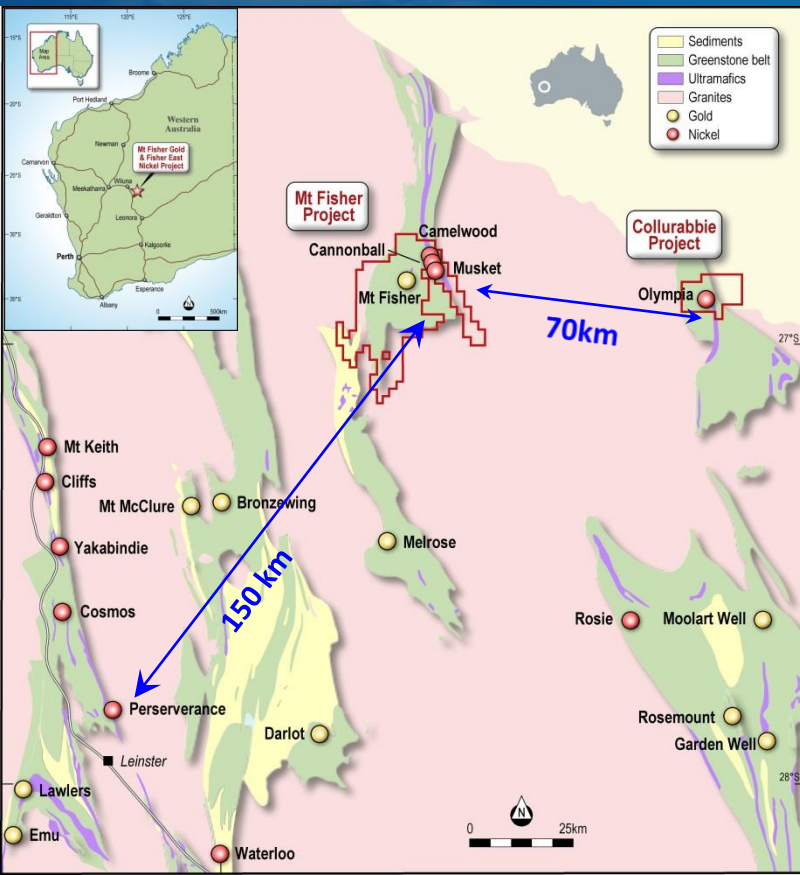
Bonya Copper Project

- **38m @ 4.4% Cu**



¹ See Appendix for Mineral Resource details

Nickel Projects



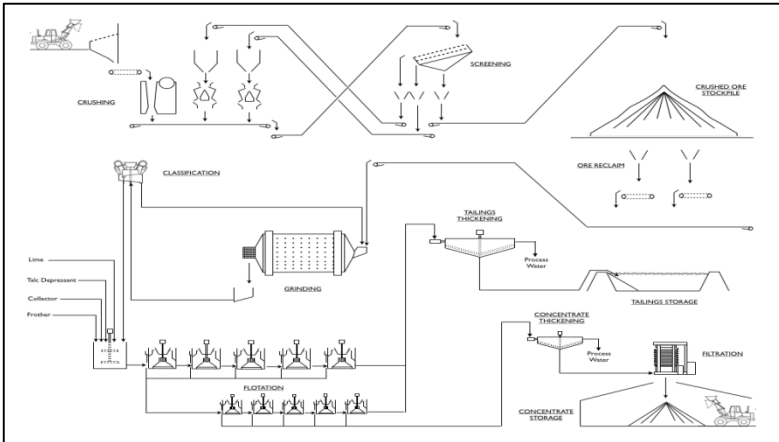
- Two nickel sulphide projects in WA's northern goldfields
- Fisher East is a new nickel province – discovered in 2013 by Rox
- Collurabbie discovered in 2004 by WMC – but relatively unexplored
- Fisher East and Collurabbie are just 70km apart – project development synergies
- Mineral Resource* of **~50,600 tonnes Ni metal @ 2.5% Ni** at Fisher East
- Mineral Resource* of **~13,500 tonnes NiEq @ 2.3%** at Collurabbie

* See Appendix for Mineral Resource details

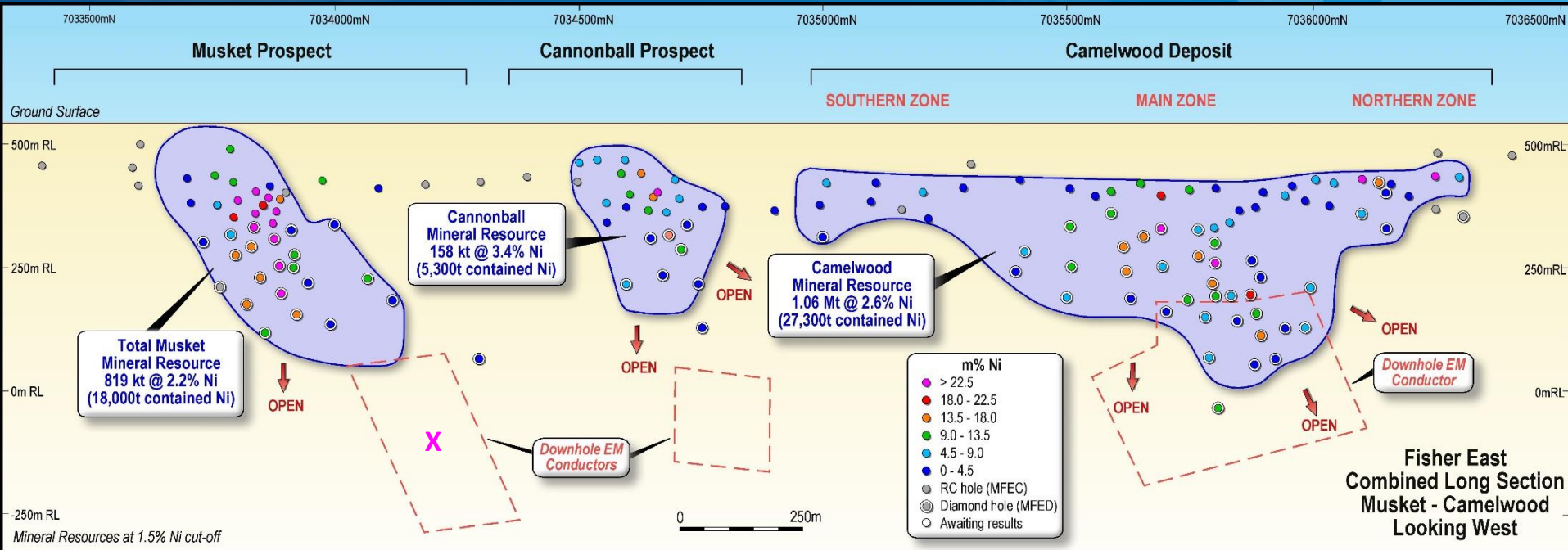
Development Studies



- **Low technical risk project:**
 - Toll milling – truck ore to nearby plant (two plants within 200km)
 - Build a plant on site – truck concentrate for sale
- Decline to underground mine ~100m depth to sulphides
- **Standard underground mining techniques and costs (A\$130/t)**
- Metallurgical recoveries, 80 – 99%, and saleable concentrate grades, 10 - 14% Ni, acceptable Fe:MgO ratios, low As (no penalties)
- **Straight forward process flow sheet and logistics**
- **Increased resources will increase mine life and project value**



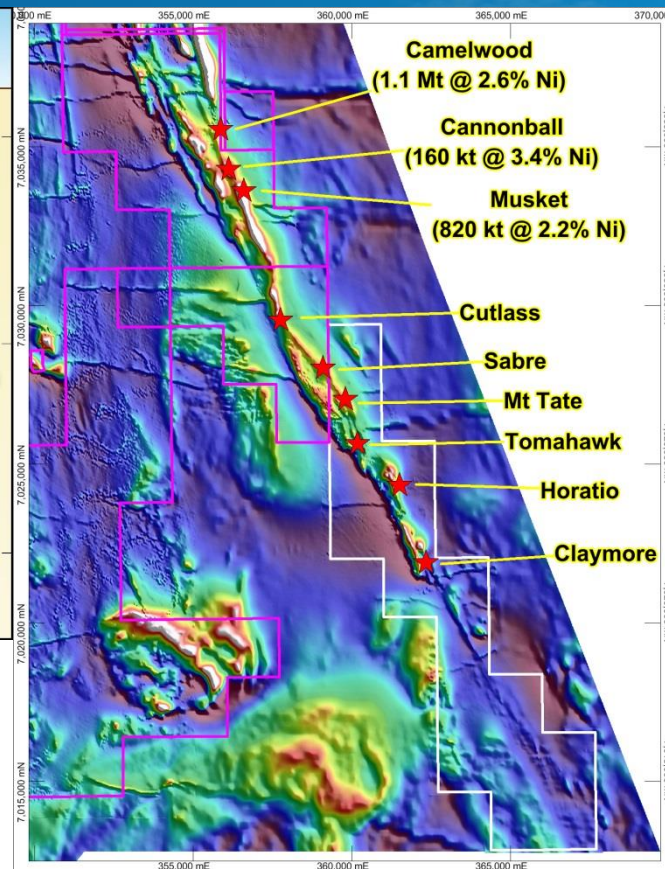

Fisher East Nickel



- Four deposits discovered so far, Musket, Cannonball, Camelwood & Sabre
- Total Mineral Resource* on three deposits of **2.0 Mt @ 2.5% Ni**, for **50,000 tonnes Ni metal**

* See Appendix for Mineral Resource details

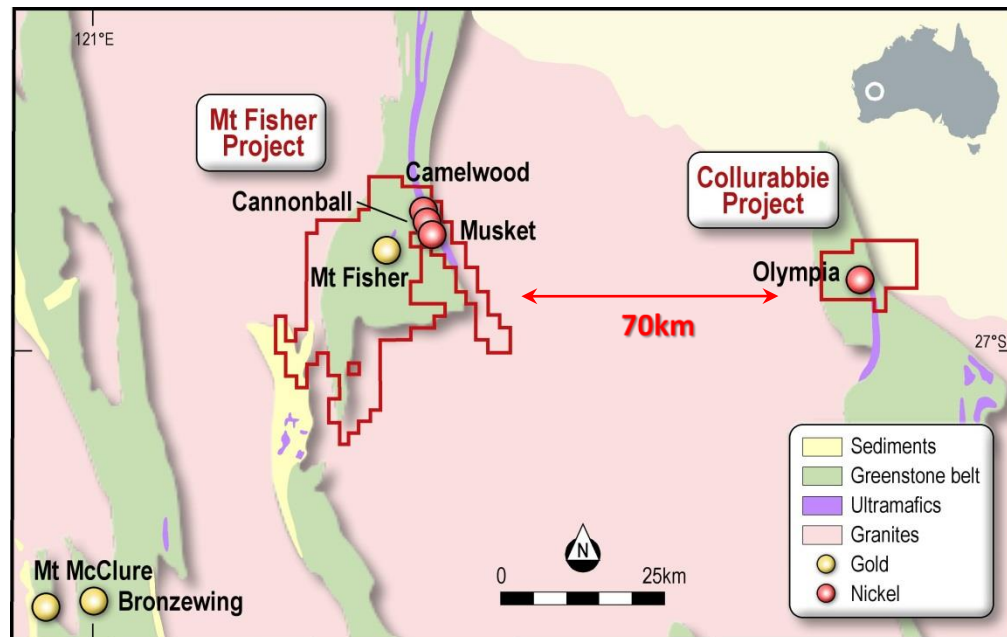
Exploration Targets



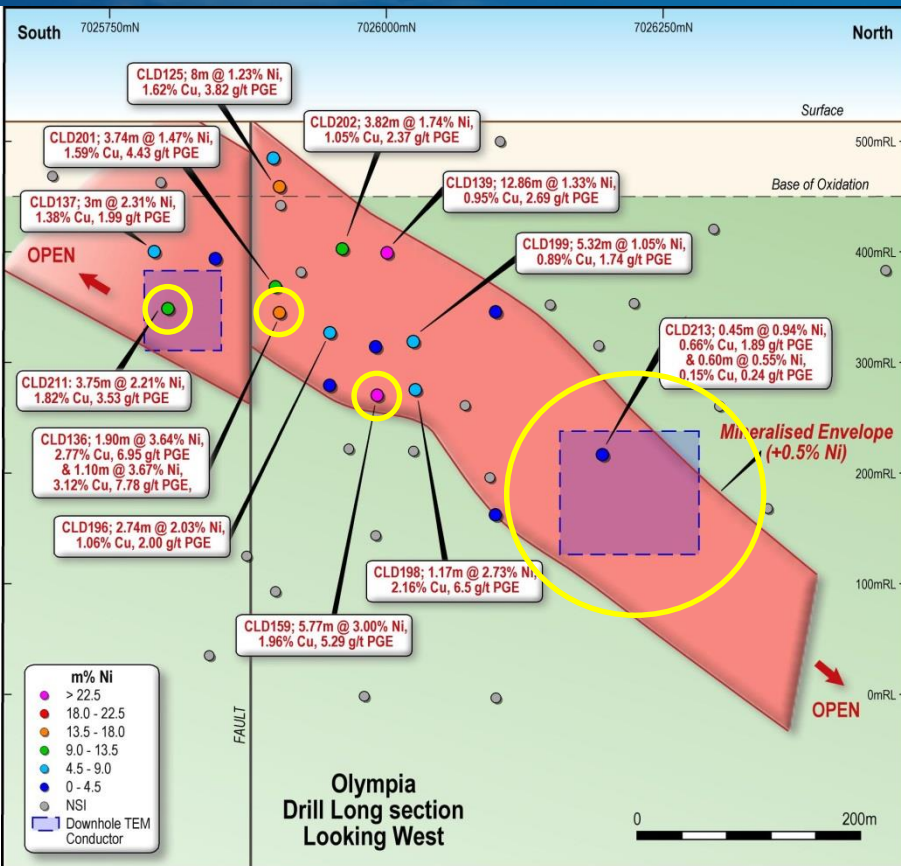
- Known deposits open at depth
- Fresh sulphides in aircore at **Mt Tate**
- Resource to be drilled out at Sabre
- Exploration ongoing on multiple targets along 25km of strike
- Looking to double total resource base

Collurabbie Acquisition

- 123km² of prospective tenure
- Main discovery at Olympia deposit
- Widespread Ni-Cu-PGE mineralisation** over ~15km strike length on multiple stratigraphic horizons
- Drill targets for Ni-Cu-PGE
- Drill targets for Gold
- Quality datasets of drilling and extensive geophysics
- Underdone previous exploration**
- Cheap* counter-cyclical quality acquisition



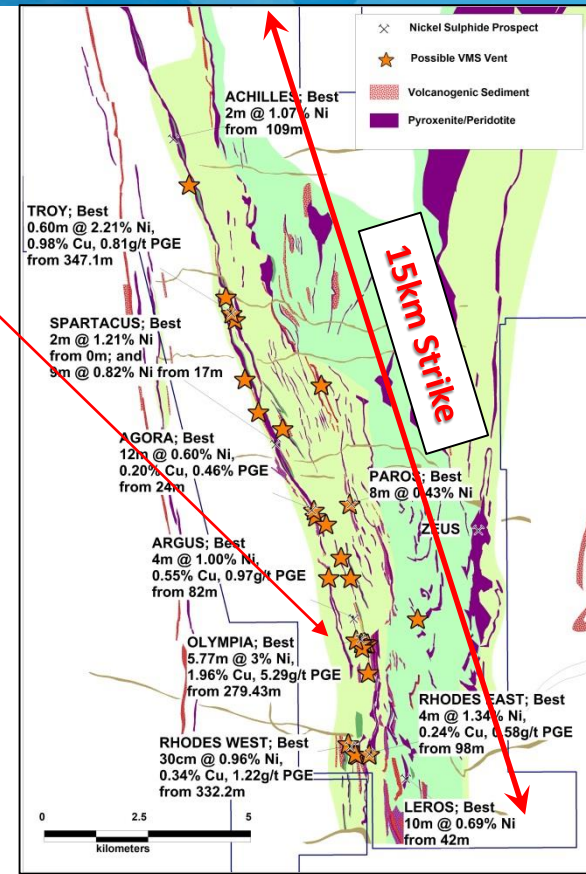
Exploration Potential



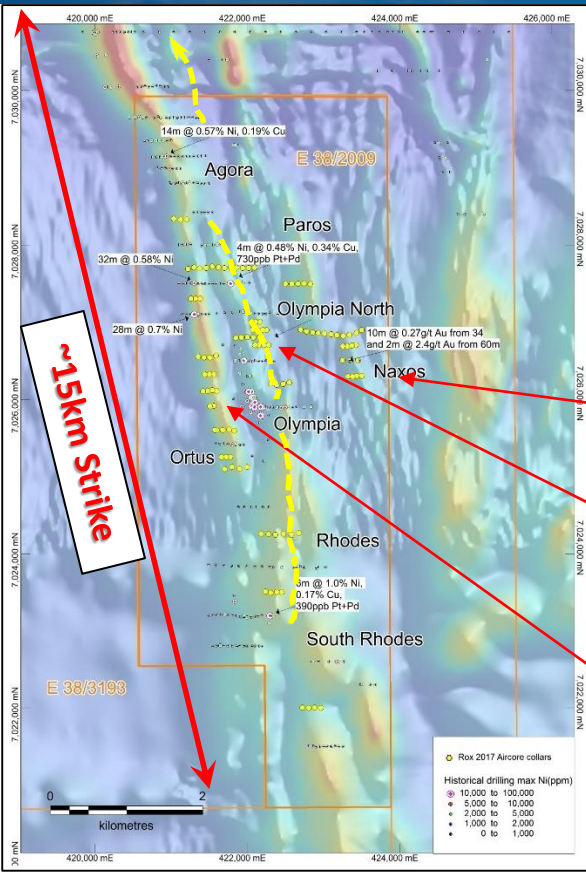
• Olympia Mineral Resource of **573,000 tonnes @ 1.6% Ni, 1.2% Cu, 0.08% Co and 2.3 g/t Pt+Pd, 2.3% NiEq***

- High grade drill intercepts
- Open at depth
- Exploration potential over 15km of strike
- Aircore drilling just completed

* See ASX:RXL 18 August 2017 for resource details



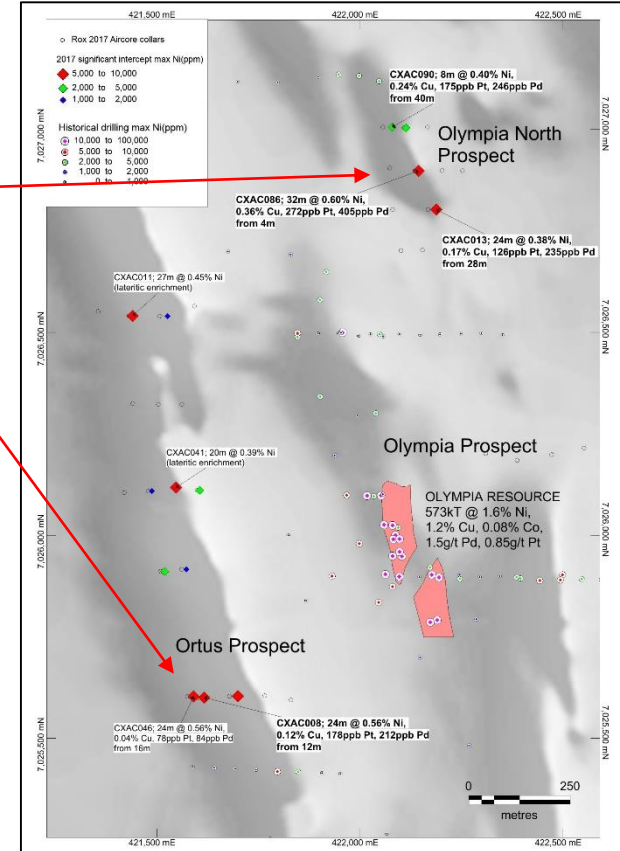
Exploration Results



- Aircore drilling has defined several anomalies, including Olympia North and Ortus.

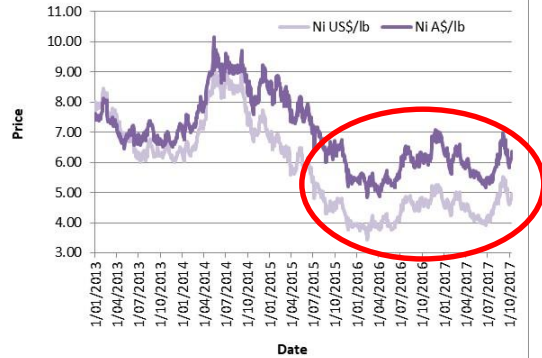
- 32m @ 0.60% Ni, 0.36% Cu, 272ppb Pt, 405ppb Pd
- 24m @ 0.56% Ni, 0.12% Cu, 178ppb Pt, 212ppb Pd

- 600m long gold anomaly at Naxos (2m @ 2.4g/t Au)
- Olympia horizon defined northwards for at least 15km, with very sparse drilling
- Beta Sill is large low grade target (cf. Mt Keith)

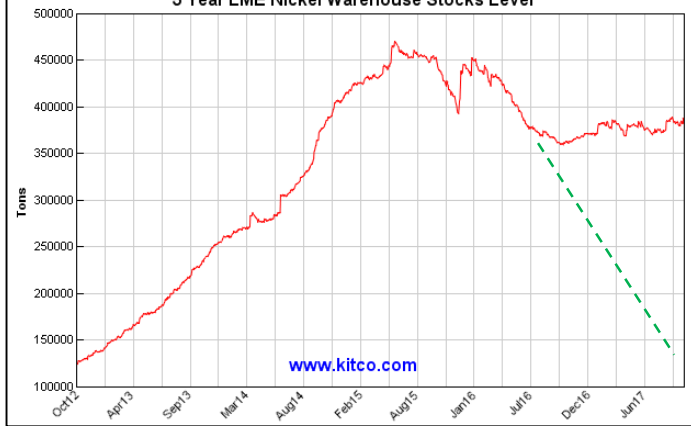


Is Nickel Primed For a Recovery?

Nickel Price



5 Year LME Nickel Warehouse Stocks Level

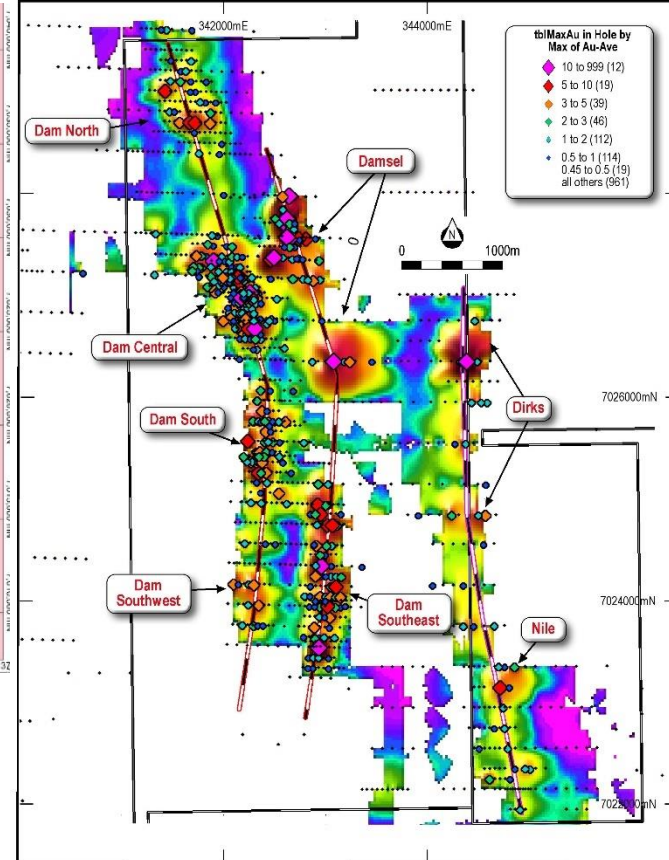
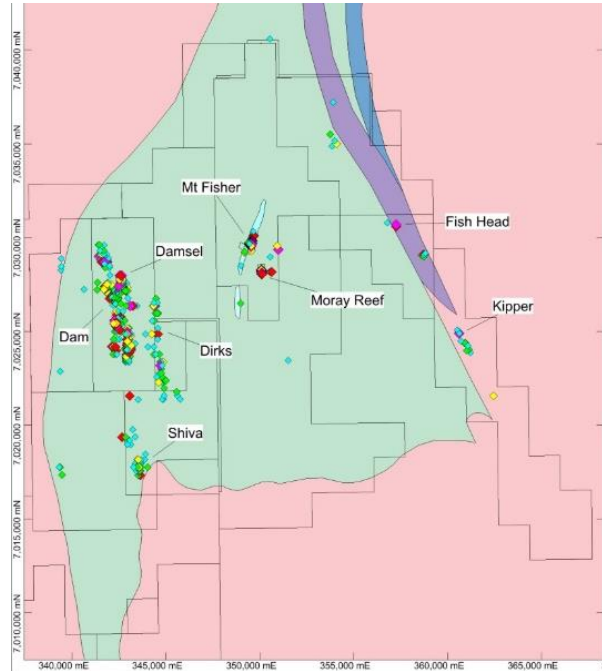


www.kitco.com

- Jim has spoken!
- Rox is poised to take advantage of any nickel price recovery
- Current uncertainty about nickel supply
- Spot price has risen (marginally) from low a year ago (roller coaster)
- Nickel supply predicted to go into deficit soon?
- Chinese stainless steel production – is it stronger than expected?
- Significant extra demand for nickel in electric vehicles – the light at the end of the tunnel?

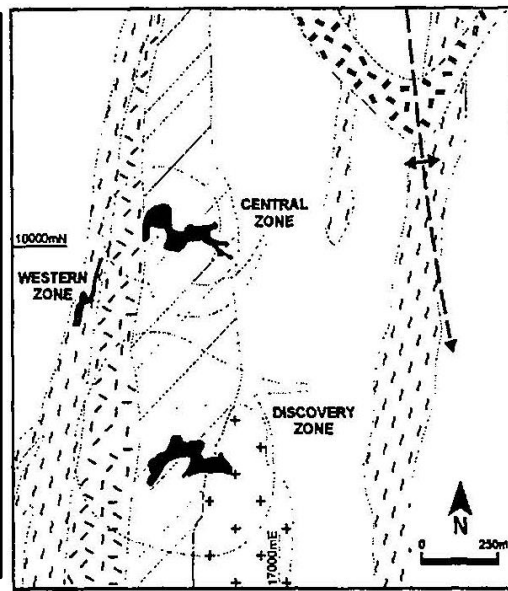
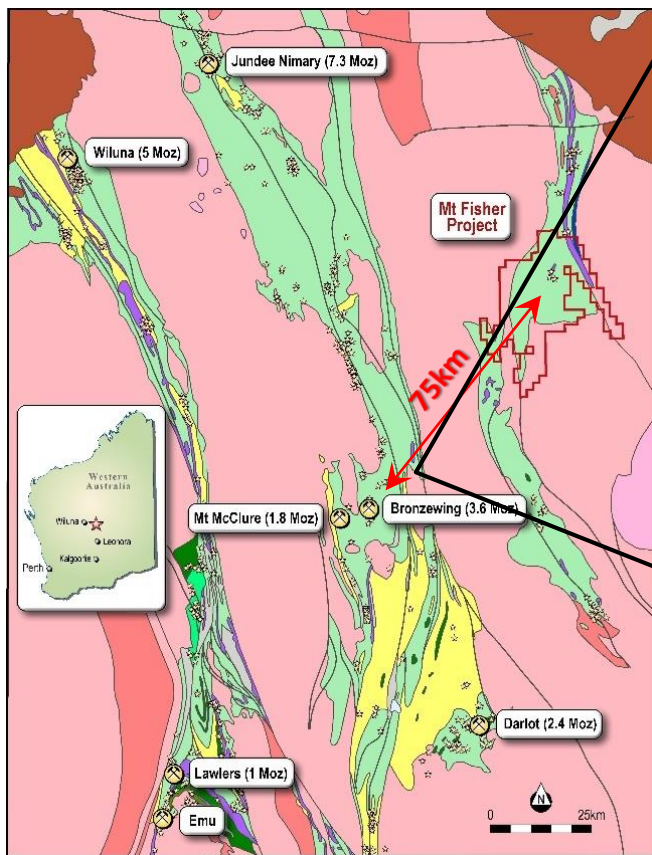
Attractive Gold Potential

- JORC Mineral Resource of 86,000 ounces* on Rox's ground
- Large scale gold-in-regolith anomaly along complex western shear zone (Damsel-Dam-Shiva) – 10km long
- Number of strong gold targets at intersections of shear zone and cross-cutting faults and shears
- Further drilling shortly



* See Appendix for Mineral Resource details

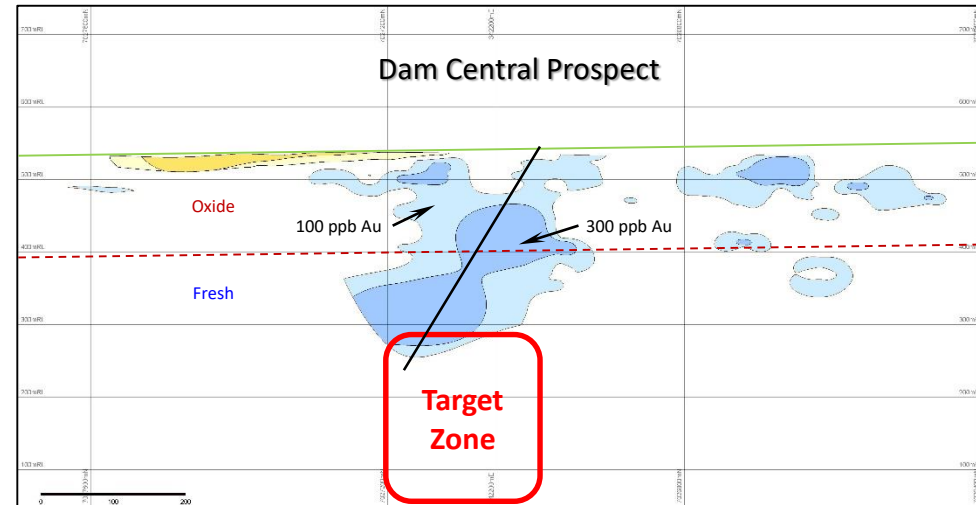
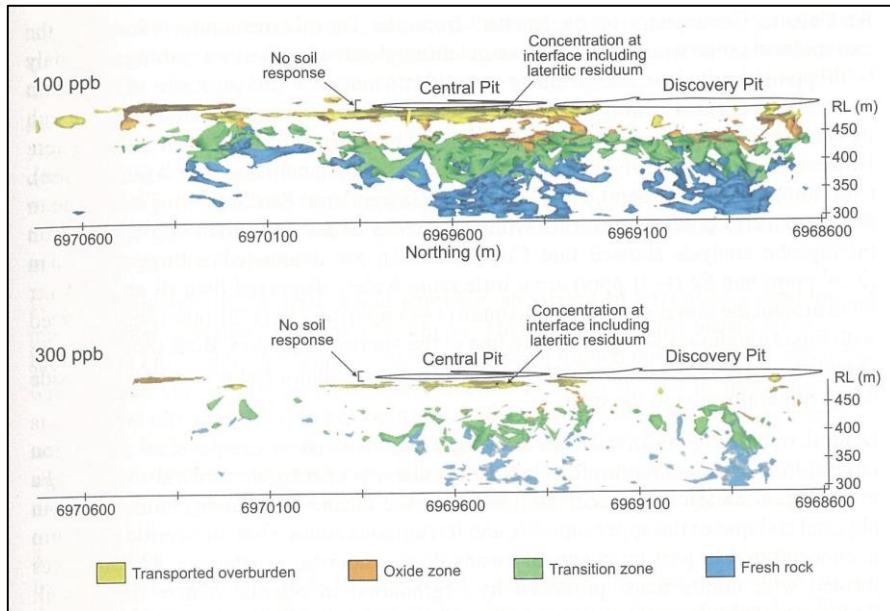
Yilgarn Gold Model



Reference: Gebre-Mariam, M., Sharpe, E., & Smith, R., (2000), *Geology of the Bronzewing Gold Deposit, Yandal Belt; Yandal Greenstone Belt, AIG Bulletin 32, 2000*

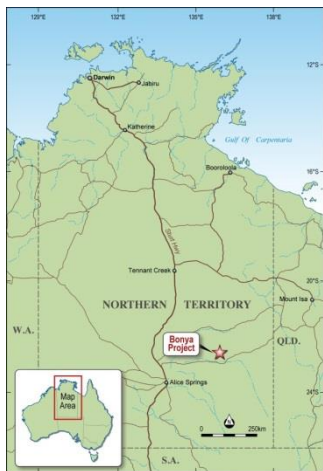
- Bronzewing is a group of gold deposits in Yandal Belt – 3.6 Moz
- Distance is ~75km from Mt Fisher
- Footprint of Bronzewing deposits quite small
- 100m x 50m Aircore/RAB drilling required to properly define anomalies
- Large low grade gold halo (~100 ppb Au) – but smaller and discontinuous gold halo at 300 ppb Au
- Numerous gold anomalies like this at Mt Fisher

Mt Fisher vs. Bronzewing

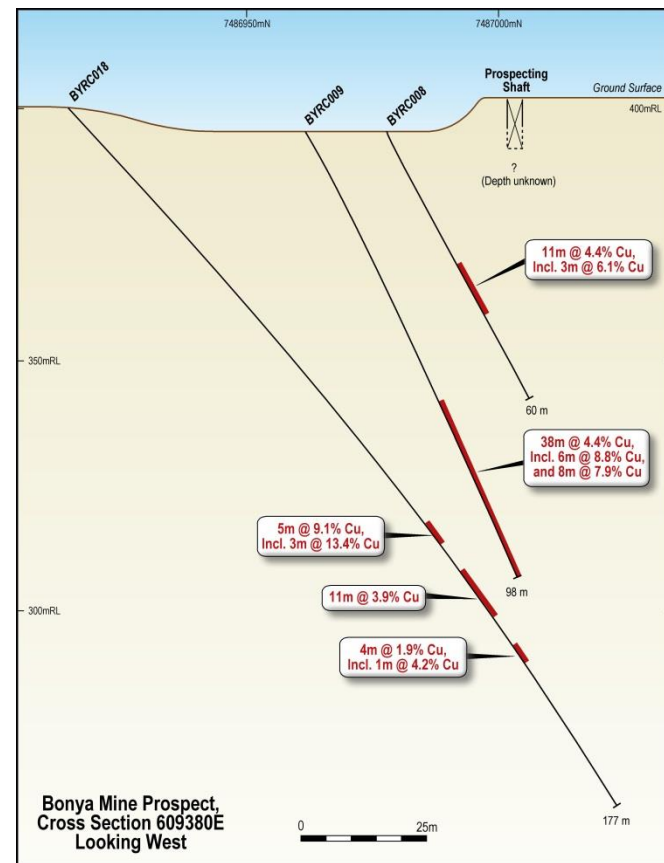


- Comparison of Mt Fisher with Bronzewing shows similar features at a number of prospects
- Potential for a deeper gold systems at Mt Fisher beneath Aircore/RAB gold anomalies

Bonya Copper Project

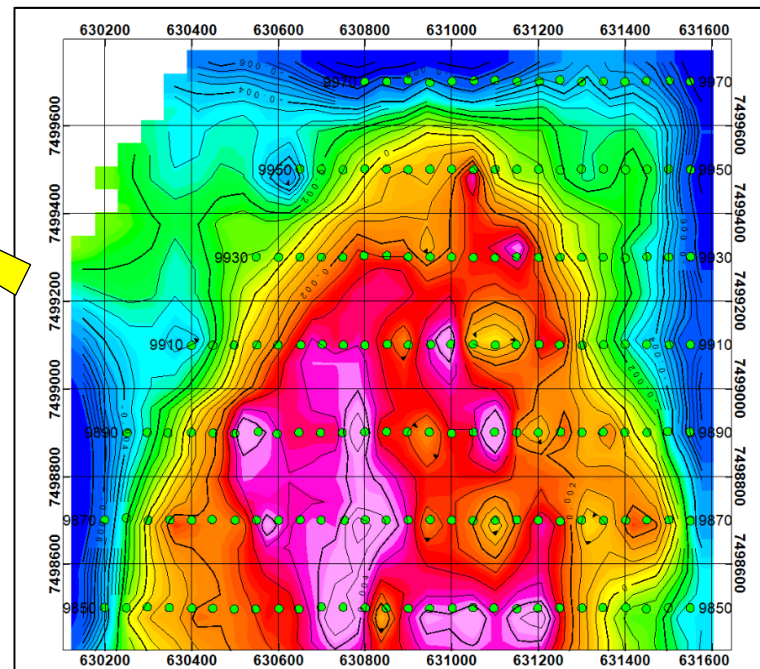
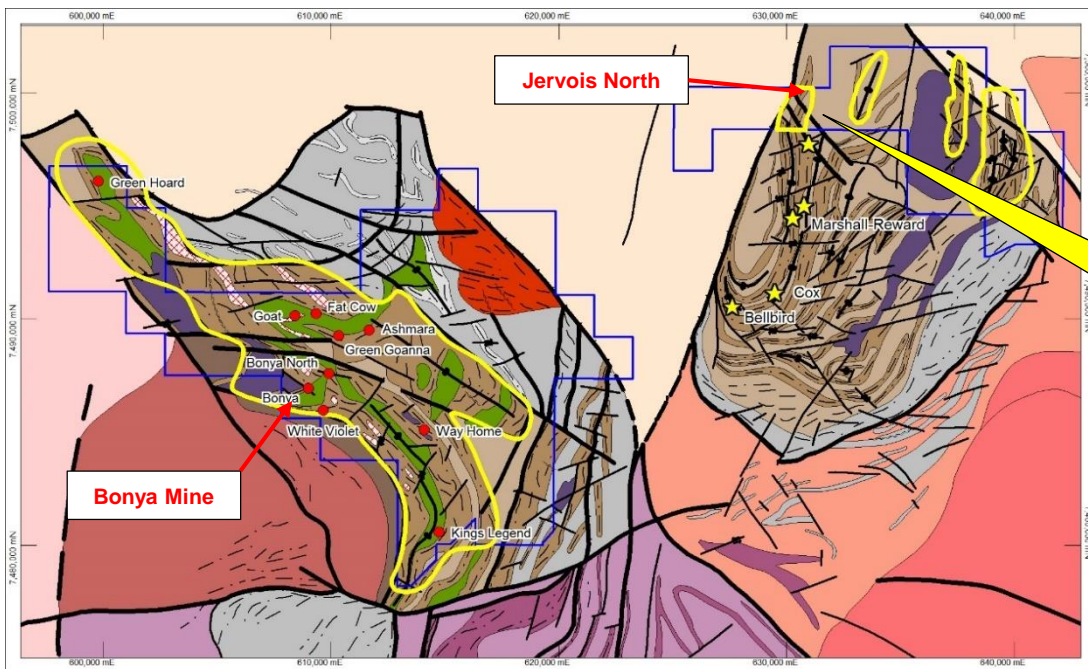


- High grade copper sulphides at the Bonya prospect
- **11m @ 4.4% Cu, incl. 3m @ 6.1% Cu**
- **38m @ 4.4% Cu, incl. 6m @ 8.8% Cu and 8m @ 7.9% Cu**
- **5m @ 9.1% Cu, incl. 3m @ 13.4% Cu and 11m @ 3.9% Cu**
- Open at depth
- Numerous untested prospects



➤ Rox 51%, Arafura 49%

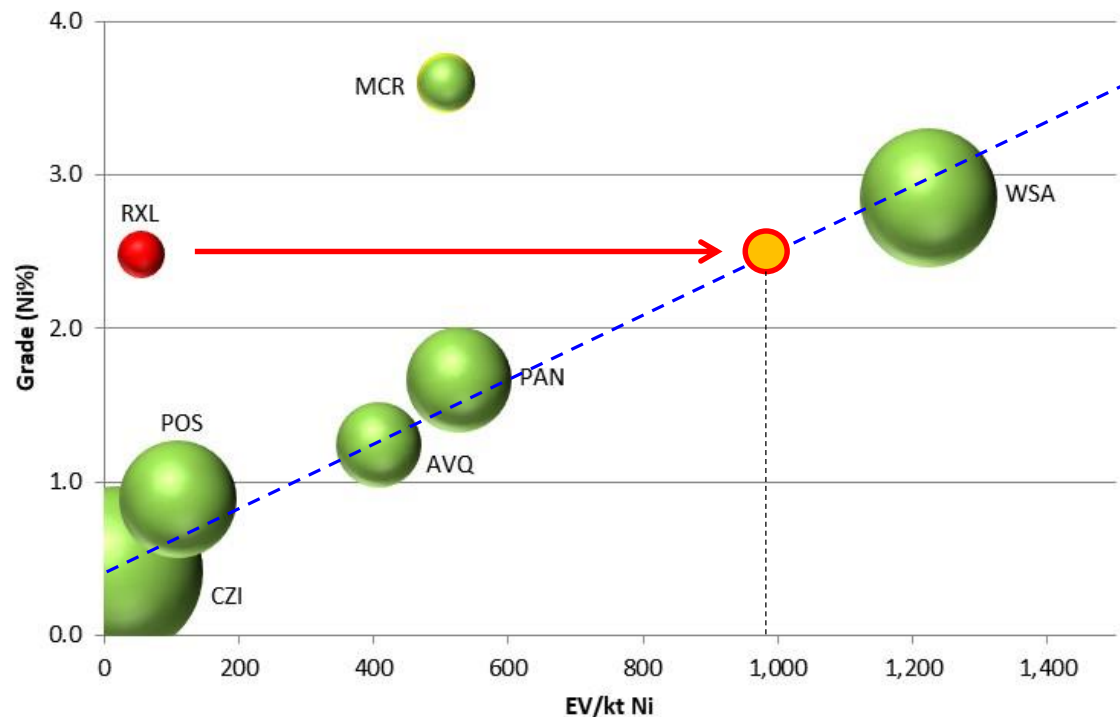
Jervois North



- Ground Gravity survey shows Jervois mineralized trend continues into Rox JV ground
- Strong drilling target

Waiting for the Nickel Bounce

Nickel Resources



- Rox is under-valued based on the size and grade of our nickel resources compared to our peers
- Poised for a re-rating as the nickel price recovers
- Ready (and have finances) to progress nickel projects quickly – when the time comes
- Value for other projects?

Bubble size relates to amount of contained nickel, based on data as of 13 October 2017

Value Proposition



- ~\$17 million in cash and receivables (cash backing)
- Outstanding gold and nickel assets located in WA, the world's #1 jurisdiction¹
- Looking to double Ni resources to >100,000 tonnes contained nickel
- Studies demonstrate a technically robust project at Fisher East
- Focus on growing shareholder wealth by acquiring, exploring, and developing projects



Thank You

Rox Resources Limited

Level 1, 34 Colin Street, West Perth, WA, 6005 AUSTRALIA

T: (08) 9226 0044 F: (08) 9322 6254

E: admin@roxresources.com.au W: www.roxresources.com.au

Disclaimers



Forward-Looking Statements

This presentation has been prepared by Rox Resources Limited. This document contains background information about Rox Resources Limited current at the date of this presentation. The presentation is in summary form and does not purport be all inclusive or complete. Recipients should conduct their own investigations and perform their own analysis in order to satisfy themselves as to the accuracy and completeness of the information, statements and opinions contained in this presentation.

This presentation is for information purposes only. Neither this presentation nor the information contained in it constitutes an offer, invitation, solicitation or recommendation in relation to the purchase or sale of shares in any jurisdiction.

This presentation may not be distributed in any jurisdiction except in accordance with the legal requirements applicable in such jurisdiction. Recipients should inform themselves of the restrictions that apply in their own jurisdiction. A failure to do so may result in a violation of securities laws in such jurisdiction.

This presentation does not constitute investment advice and has been prepared without taking into account the recipient's investment objectives, financial circumstances or particular needs and the opinions and recommendations in this presentation are not intended to represent recommendations of particular investments to particular persons. Recipients should seek professional advice when deciding if an investment is appropriate. All securities transactions involve risks, which include (among others) the risk of adverse or unanticipated market, financial or political developments.

To the fullest extent permitted by law, Rox Resources Limited, its officers, employees, agents and advisers do not make any representation or warranty, express or implied, as to the currency, accuracy, reliability or completeness of any information, statements, opinions, estimates, forecasts or other representations contained in this presentation. No responsibility for any errors or omissions from this presentation arising out of negligence or otherwise is accepted.

This presentation may include forward-looking statements. Forward-looking statements are only predictions and are subject to risks, uncertainties and assumptions which are outside the control of Rox Resources Limited. Actual values, results or events may be materially different to those expressed or implied in this presentation. Given these uncertainties, recipients are cautioned not to place reliance on forward looking statements. Any forward looking statements in this presentation speak only at the date of issue of this presentation. Subject to any continuing obligations under applicable law and the ASX Listing Rules, Rox Resources Limited does not undertake any obligation to update or revise any information or any of the forward looking statements in this presentation or any changes in events, conditions or circumstances on which any such forward looking statement is based.

Competent Person Statements

Resource Statements

The information in this report that relates to nickel Mineral Resources for the Olympia deposit was reported to the ASX on 18 August 2017 (JORC 2012). Rox confirms that it is not aware of any new information or data that materially affects the information included in the announcement of 18 August 2017, and that all material assumptions and technical parameters underpinning the estimates in the announcement of 18 August 2017 continue to apply and have not materially changed.

The information in this report that relates to nickel Mineral Resources for the Fisher East project was reported to the ASX on 5 February 2016 (JORC 2012). Rox confirms that it is not aware of any new information or data that materially affects the information included in the announcement of 5 February 2016, and that all material assumptions and technical parameters underpinning the estimates in the announcement of 5 February 2016 continue to apply and have not materially changed.

The information in this report that relates to gold Mineral Resources for the Mt Fisher project was reported to the ASX on 10 February 2012 (JORC 2004). Rox confirms that it is not aware of any new information or data that materially affects the information included in the announcement of 10 February 2012, and that all material assumptions and technical parameters underpinning the estimates in the announcement of 10 February 2012 continue to apply and have not materially changed.

Exploration Results

Exploration Results herein are based on information compiled and released to the ASX as follows:

Fisher East (ASX:RXL Between 1 December 2012 and the present)

Collurabbie (ASX:FCN 17 August 2004, 10 November 2004, 3 December 2004, 8 March 2005, 5 July 2010, and 8 July 2011, ASX:RXL 10 October 2017).

Bonya (ASX:RXL 20 October 2014, 5 November 2014, 1 December 2014).

In the case of the Exploration Results and Mineral Resources reported under the 2004 JORC Code, they have not been updated to comply with the JORC Code 2012 on the basis that the information has not materially changed since it was last reported.

Appendix – Mineral Resources



Fisher East Nickel, ASX:RXL 5 February 2016

Deposit	Category	Tonnes (Mt)	Ni%	Ni (kt)
Camelwood	Indicated	0.99	2.56	25.3
	Inferred	0.08	2.52	2.0
	Total	1.06	2.56	27.3
Cannonball	Indicated	0.15	3.43	5.1
	Inferred	0.01	2.41	0.2
	Total	0.16	3.38	5.3
Musket	Indicated	0.79	2.21	17.4
	Inferred	0.03	1.94	0.7
	Total	0.82	2.20	18.0
TOTAL	Indicated	1.92	2.49	47.8
	Inferred	0.12	2.35	2.9
	Total	2.04	2.48	50.6

Olympia Nickel-Copper-PGE, ASX:RXL 18 August 2017

Tonnes	Ni %	Cu %	Co ppm	Pd ppm	Pt ppm	NiEq %*	NiEq (kt)	Pd+Pt (oz)
573,000	1.63	1.19	820	1.49	0.85	2.36	13.5	42,971

*NiEq = (Ni grade x Ni price x Ni recovery + Cu grade x Cu price x Cu recovery) / (Ni price x Ni recovery)
 Where Ni price = US\$10,300/t, Ni recovery = 85% (assumed), Cu price = US\$6,322/t, Cu recovery = 85% (assumed)

Mt Fisher Gold, ASX:RXL 10 February 2012

Deposit	Category	Tonnes	Uncut		Cut		
			Grade (g/tAu)	Metal (Ozs)	Grade (g/tAu)	Metal (Ozs)	Value (g/tAu)
Moray Reef	Measured	25,700	10.84	8,957	7.96	6,577	80
	Indicated	4,900	6.09	959	5.95	937	80
	Inferred	1,200	3.87	149	3.87	149	80
	TOTAL	31,800	9.85	10,066	7.50	7,664	80
Mt Fisher	Measured	119,600	3.72	14,304	3.60	13,843	50
	Indicated	56,700	3.62	6,599	3.62	6,599	50
	Inferred	38,900	3.44	4,302	3.41	4,265	50
	TOTAL	215,200	3.64	25,206	3.57	24,707	50
Damsel	Measured	26,600	2.91	2,489	2.68	2,292	30
	Indicated	143,300	2.47	11,380	2.39	11,011	30
	Inferred	556,100	2.34	41,837	2.26	40,407	30
	TOTAL	726,000	2.39	55,705	2.30	53,710	30
TOTAL	Measured	171,900	4.66	25,750	4.11	22,712	
	Indicated	204,900	2.87	18,938	2.82	18,548	
	Inferred	596,200	2.41	46,288	2.34	44,821	
	TOTAL	973,000	2.91	90,976	2.75	86,080	

Fisher East: 1.5% Ni block cut-off grade. Values may not sum due to rounding. JORC 2012
 Mt Fisher: 0.8 g/tAu block cut-off grade. Values may not sum due to rounding. JORC 2004
 Olympia: 1.0% Ni block cut-off grade. Values may not sum due to rounding. JORC 2012